



# Provide Accommodations for Students in Canvas

## Contents

### **Assignments**

How to Extend Due Date.....2

### **Discussions**

How to Extend Due Date.....4

### **Classic Quizzes**

How to Extend Due Date.....6

How to Provide More Attempts and Extra Time .....7

### **New Quizzes**

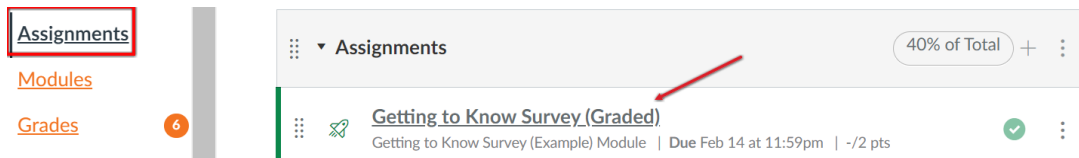
How to Extend Due Date.....9

How to Provide More Attempts and Extra Time .....9

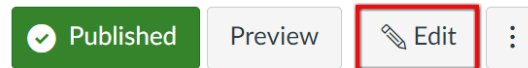
## Assignments

### How to Extend Due Date

1. Choose **Assignments** from the course navigation and click on the assignment.



2. Click the **Edit** button.



## Getting to Know Survey (Graded)


3. Scroll down to the **Assign** box. To change the due date for a specific student, click the **+ Add** button.

Assign



**Assign to**

Everyone ×

**Due**

Apr 16, 2024, 11:59 PM 

**Available from** **Until**

Apr 15, 2024, 12:  May 16, 2024, 11 


**+ Add**

4. Assign to a specific student from a drop-down list and change the due date.

Assign to ×

Sophia ×

Due

Apr 26, 2024, 11:59 PM 

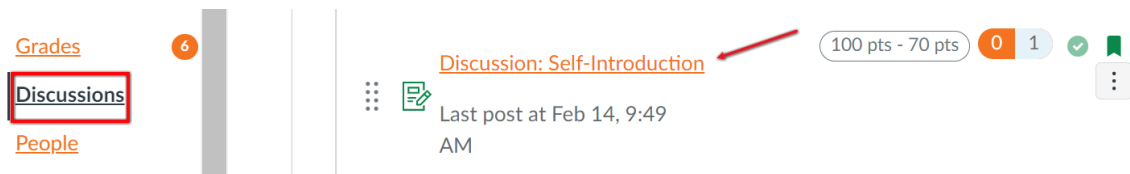
Available from × Until ×

+ Add

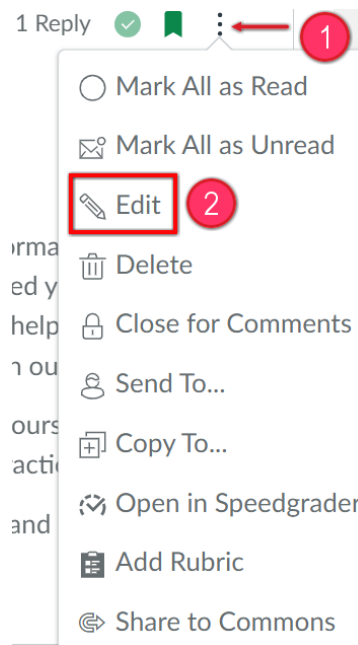
## Discussions

### How to Extend Due Date

1. Select **Discussions** from the course navigation menu and select the discussion.



2. Click three dots (located on top right) and select **Edit** from a drop-down list.




3. Scroll down to the **Assign** box. To change the due date for a specific student, click the **+ Add** button.

Assign



**Assign to**

Everyone ×

**Due**

Apr 16, 2024, 11:59 PM 

**Available from** **Until**


Apr 15, 2024, 12:  May 16, 2024, 11 

+ Add


4. Assign to a specific student from a drop-down list and change the due date.

×



**Assign to**

Sophia  ×

**Due**

Apr 26, 2024, 11:59 PM 

**Available from** **Until**

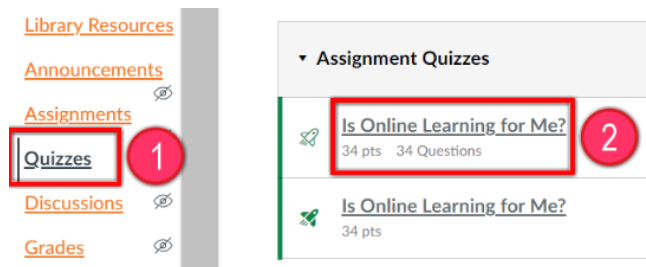
 

+ Add

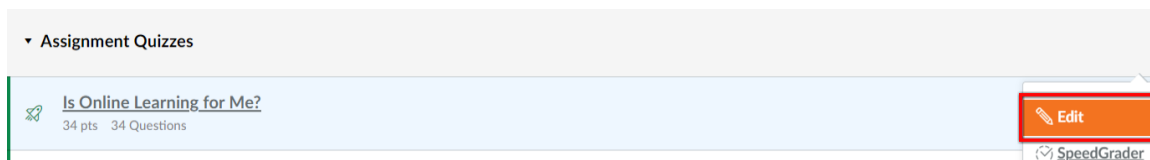
## Classic Quizzes

### How to Extend Due Date

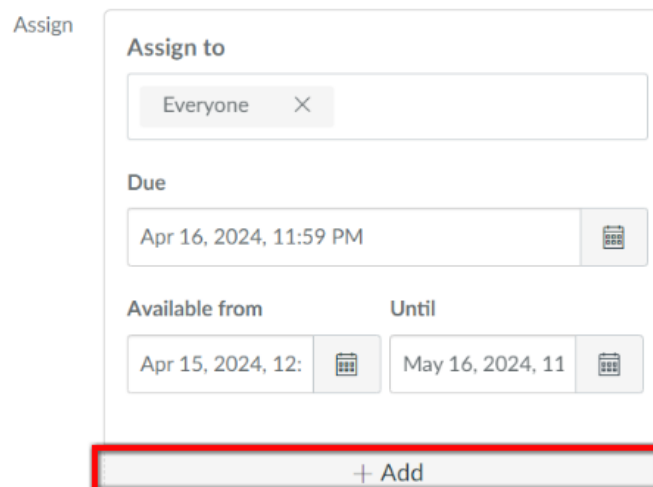
1. Select the **Quizzes** link on the Course Navigation Menu and select the quiz.



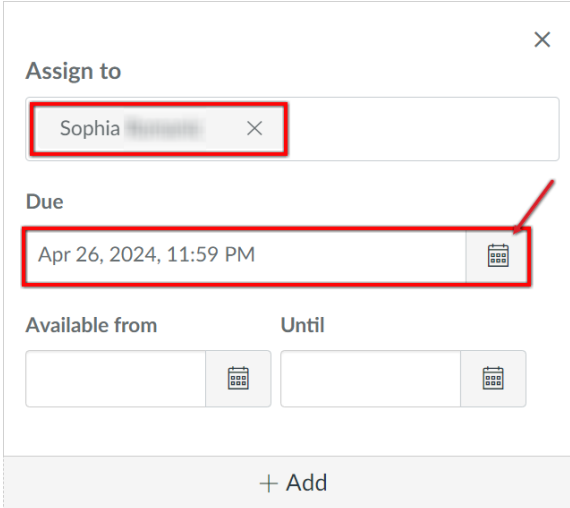
2. Click **Edit**.



3. Scroll down to the **Assign** box. To change the due date for a specific student, click the **+ Add** button.



4. Assign to a specific student from a drop-down list and change the due date.



Assign to

Sophia

Due

Apr 26, 2024, 11:59 PM

Available from

Until

+ Add

### How to Provide More Attempts and Extra Time

1. Open the quiz, scroll down (or scroll to the left depending on the size of your monitor screen), and click **Moderate This Quiz**.

#### Related Items

 [Quiz Statistics](#)

 [Moderate This Quiz](#)

 [SpeedGrader™](#)

2. Click the pencil icon and change **Attempt** and **Time** accordingly for specific students. **Save** the changes.

## Moderate Quiz

<input type="checkbox"/> Student	Attempt	Time	Attempts Left	Score	
<input type="checkbox"/> Kalderon, Jelena	3	finished in less than a minute	0	0	
<input type="checkbox"/> Bennett, Sophia	--		3		
<input type="checkbox"/> Bennett, Ryan	--		3		

### Student Extensions ×

#### Extensions for Kalderon, Jelena

**Extra Attempts:**

everyone already gets 3

attempts

**Extra time on every attempt:**

everyone already gets 20 minutes

minutes

Quiz attempts whose availability dates have passed will still auto-submit even if the extended time has not expired.

Manually unlock the quiz for the next attempt

Cancel

Save



## New Quizzes

### How to Extend Due Date

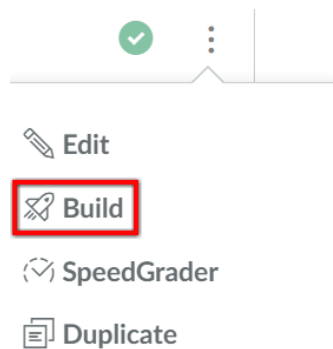
*For the new quizzes, the instruction of extending due date is the same as for the classic quizzes.*

### How to Provide More Attempts and Extra time

1. Select the **Quizzes** link on the Course Navigation Menu and select the quiz.



2. Open the **Build** Page in three dots drop-down list (located on top right).



3. Choose the **Moderate** tab.



4. Click **Moderate** again for the selected student.

 [Address/Full Name](#) [Attempt 1 / 3](#) 50% 01:36 [View Log](#)  Time: + 20 min Moderate

5. Set **Additional Attempts** and **Time Adjustments**.

×

[Address/Full Name](#)

**Manage current attempt**

Reopen

Assessment Settings  
1 attempt

**Additional Attempts**

2 ^  
v

---

Assessment Settings  
Time limit - unlimited

**Time adjustments**

Give additional time v

Hours Minutes

0 ^  
v 10 ^  
v