
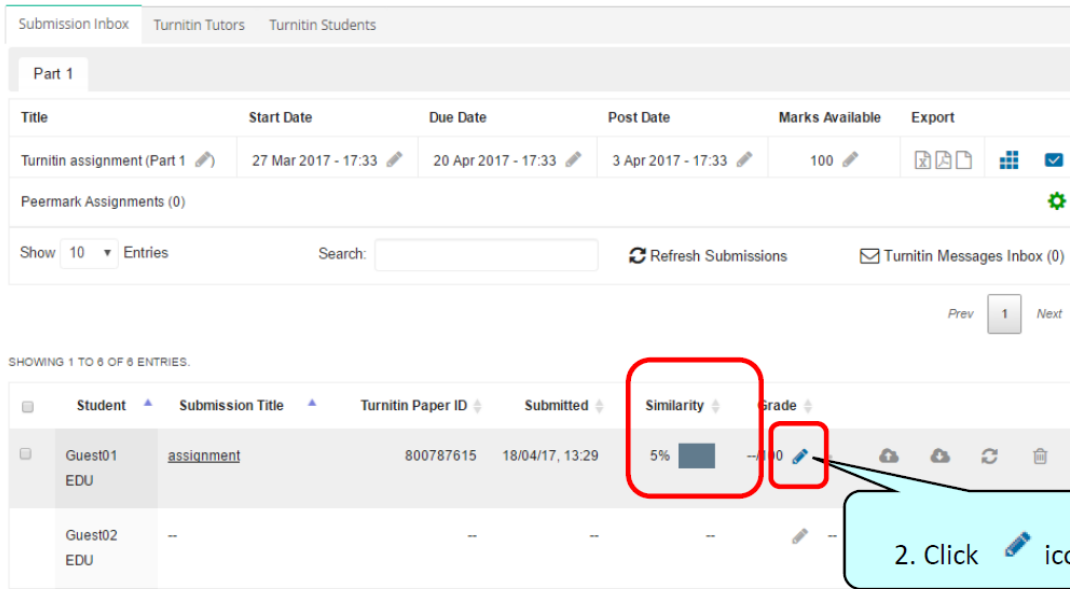


Viewing Turnitin Originality Report in Moodle

1. Click on the “Turnitin assignment”  activity you are going to view. The originality report will display the similarity for each submission in different colour.



Submission Inbox Turnitin Tutors Turnitin Students

Part 1

Title	Start Date	Due Date	Post Date	Marks Available	Export
Turnitin assignment (Part 1)	27 Mar 2017 - 17:33	20 Apr 2017 - 17:33	3 Apr 2017 - 17:33	100	


Peermark Assignments (0)



Show 10 Entries Search: Refresh Submissions Turnitin Messages Inbox (0)

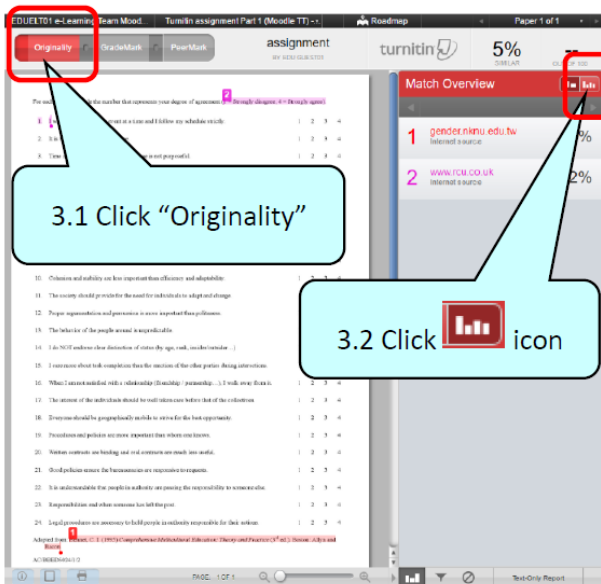
Prev 1 Next

SHOWING 1 TO 8 OF 8 ENTRIES.


Student	Submission Title	Turnitin Paper ID	Submitted	Similarity	Grade
Guest01 EDU	assignment	800787615	18/04/17, 13:29	5%	
Guest02 EDU	--	--	--	--	--

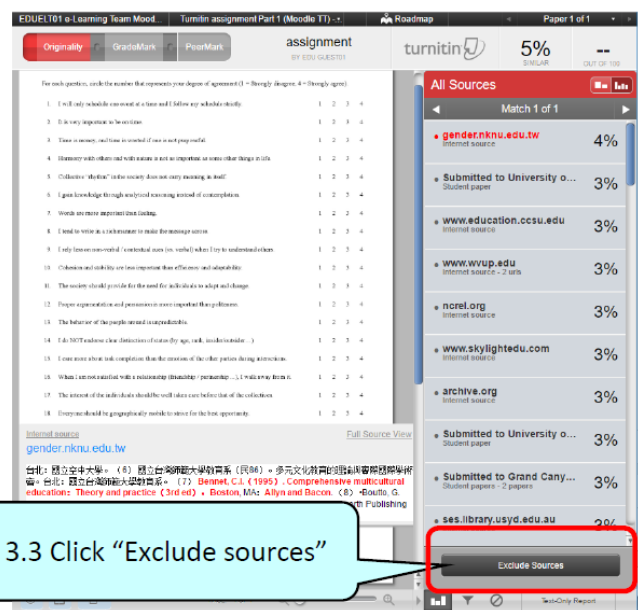
2. Click  icon

2. Click on the  icon below the “Grade” column to open a Turnitin Document Viewer.
3. Click on the “Originality” button at the upper left will display the matched content on the right-hand-side. Click “All sources”  icon will allow you to exclude unwanted matched content. You can check on the sources and click “Exclude sources” button at the bottom.



3.1 Click “Originality”

3.2 Click  icon



3.3 Click “Exclude sources”